

Backrails

Backrail

32 H × 12.7 mm D section.  
Load capacity 25 kg.

600 mm bay  
E4006

WTS White sand

BKS Black sand

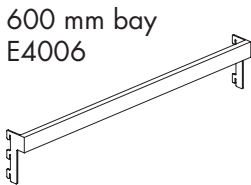
Quantity	Saving	Each inc GST
1-9	–	\$23.00
10-49	12%	\$20.25
50+	24%	\$17.50

Reward pricing Each inc GST  
G \$17.50 S \$20.25

CH Chrome

1-9	–	\$27.30
10-49	14%	\$23.50
50+	28%	\$19.65

Reward pricing Each inc GST  
G \$19.65 S \$23.50



900 mm bay  
E4009

WTS White sand

BKS Black sand

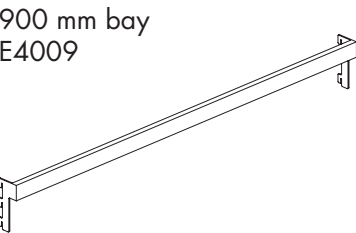
Quantity	Saving	Each inc GST
1-9	–	\$25.00
10-49	11%	\$22.30
50+	22%	\$19.55

Reward pricing Each inc GST  
G \$19.55 S \$22.30

CH Chrome

1-9	–	\$29.35
10-49	11%	\$26.00
50+	23%	\$22.65

Reward pricing Each inc GST  
G \$22.65 S \$26.00



1200 mm bay  
E4012

WTS White sand

BKS Black sand

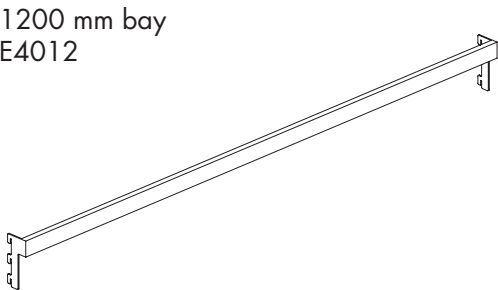
Quantity	Saving	Each inc GST
1-9	–	\$27.00
10-49	10%	\$24.35
50+	20%	\$21.70

Reward pricing Each inc GST  
G \$21.70 S \$24.35

CH Chrome

1-9	–	\$32.95
10-49	12%	\$29.00
50+	24%	\$25.05

Reward pricing Each inc GST  
G \$25.05 S \$29.00

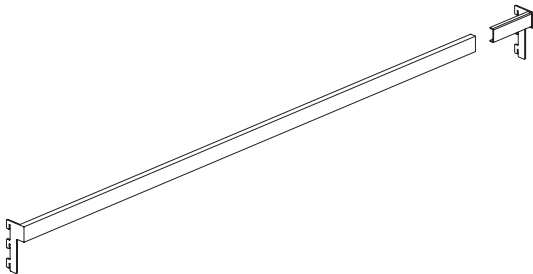


Backrails

Adjustable backrail

E4112

32 H x 12.7 mm D section.  
Maximum 1200 mm bay.  
Designed to be cut to size.  
Load capacity 25 kg.



WTS White sand

BKS Black sand

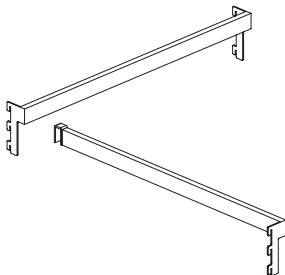
Quantity	Saving	Each inc GST
1-9	–	\$29.00
10-49	13%	\$25.15
50+	27%	\$21.25

Reward pricing Each inc GST  
G \$21.25 S \$25.15

CH Chrome

1-9	–	\$32.95
10-49	11%	\$29.25
50+	23%	\$25.50

Reward pricing Each inc GST  
G \$25.50 S \$29.25



Corner backrail set  
600 x 600 mm bay

E41066

32 H x 12.7 mm D section.  
For 600 x 600 mm bay.  
Load capacity 25 kg.

WTS White sand

BKS Black sand

1-9	–	\$22.00
10-49	8%	\$20.20
50+	17%	\$18.35

Reward pricing Each inc GST  
G \$18.35 S \$20.20

CH Chrome

1-9	–	\$24.70
10-49	8%	\$22.75
50+	16%	\$20.75

Reward pricing Each inc GST  
G \$20.75 S \$22.75